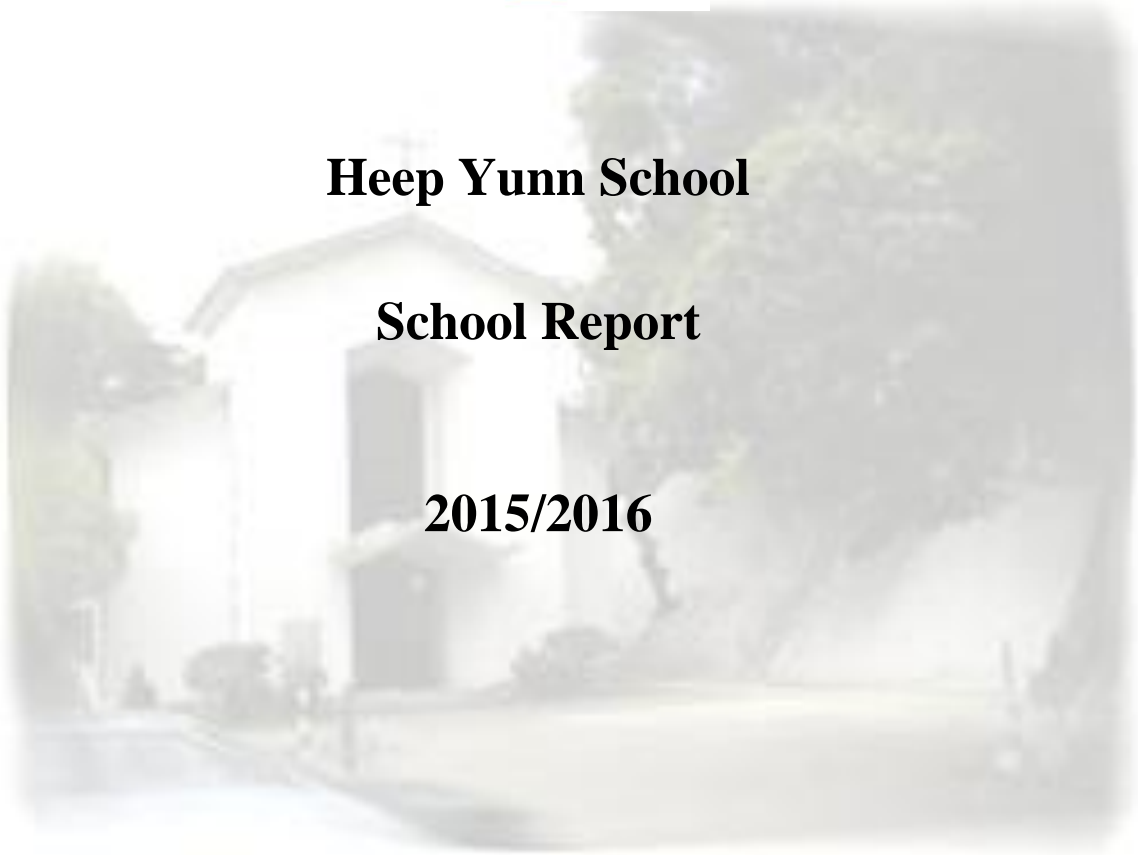




Heep Yunn School

School Report

2015/2016



School Vision & Mission

It is the mission of the school to provide our students with a Christian education that develops the whole person in the following areas: moral, intellectual, physical, social, aesthetic and spiritual; to instill in our girls a spirit of public service, and to build a firm foundation in both Chinese and English.

Our School

History of Heep Yunn School

Heep Yunn School is a Sheng Kung Hui grant-in-aid school for girls. It was established when two schools founded by the Church Missionary Society - the Fairlea School (1886) and Victoria Home and Orphanage (1887) were merged in 1936 at the present site in Farm Road. This accounts for the name “Heep Yunn”- meaning the union of the two schools through the grace of God.

School Management Committee

The Right Revd. Timothy Kwok (Chairman)

Dr. Yuen Hoi Kau, Allan (School Supervisor)

Mr. Iain Bruce (Hon. Treasurer)

Mr. C. H. Lee (Headmaster and Hon. Secretary)

Mr. Roland Chow

Dr. C.Y. Cheng

Mrs. Yvonne Ip

Mrs. Betty Cheng

Mr. Michael Leung

Miss Fion Lee

Mrs. Linda Fung

Dr. Chan Ho Yin, Edwin

Dr. Arnold Cheng

Mr. Herman Tsoi

Ms Dawn Leong

Dr. K. C. Wong

Mr. Tang Man Wai

The Venerable Tang Hing Lin

Revd. K. K. Chan (Representing The Ven. Tang Hing Lin)

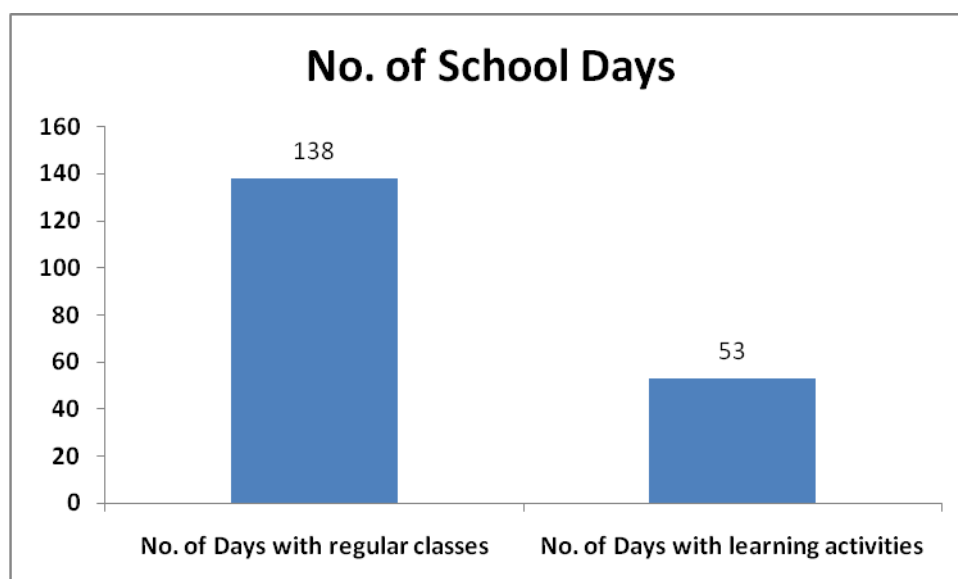
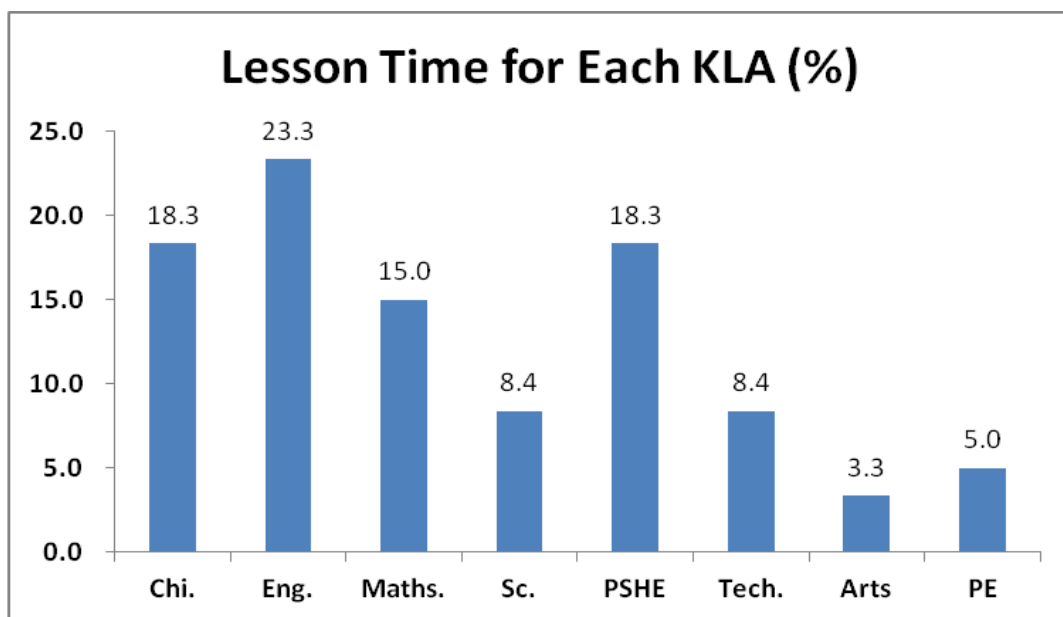
Dr. Chloe Ting

The School Campus

The school is located on an 11,000 sq. m. campus consisting of six building blocks: the Main Building (1936), the Chapel (1957), the Extension Building (1964), the Library (1966), the Jubilee Building (1986) and the Multi-Purpose Building (2005). Outdoor facilities include a 25-meters swimming pool, two tennis courts and two basketball courts (all multi-purpose), a rest garden, a parking area and a lawn. Other facilities include the School Hall, the Dining Room, Student activity centre, Multi-purpose Room, Drama Laboratory, 31 classrooms, 19 special rooms, and a 3-storey high sports centre.

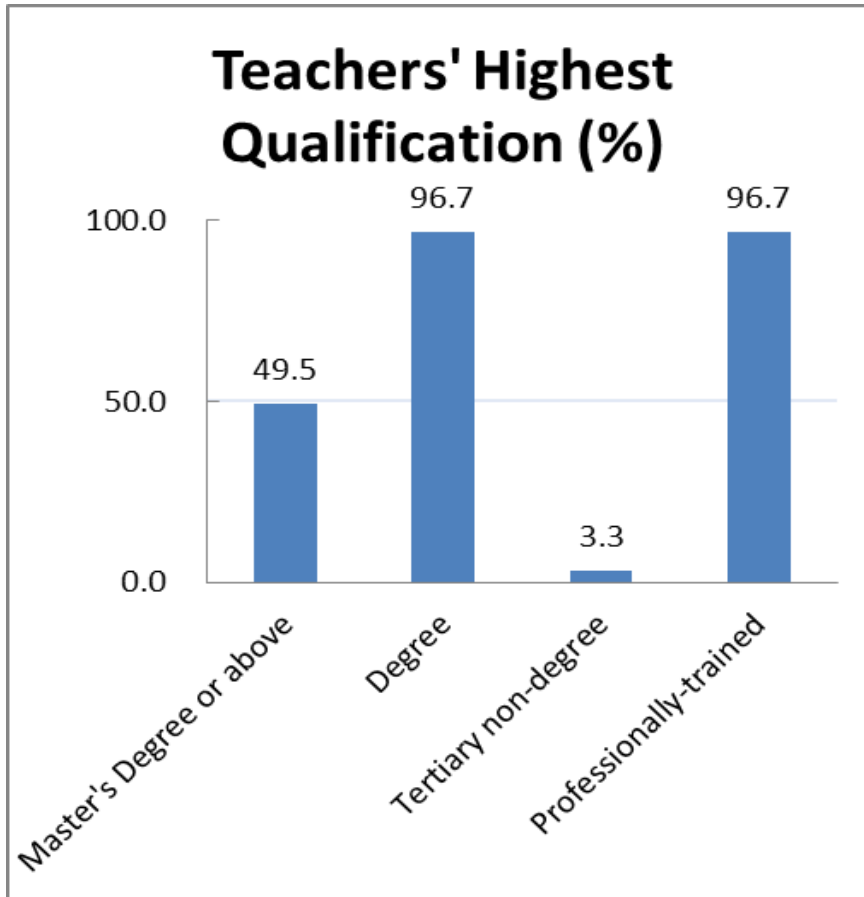
Teaching and Learning

Lesson time for the 8 Key Learning Areas and Number of Active School Days

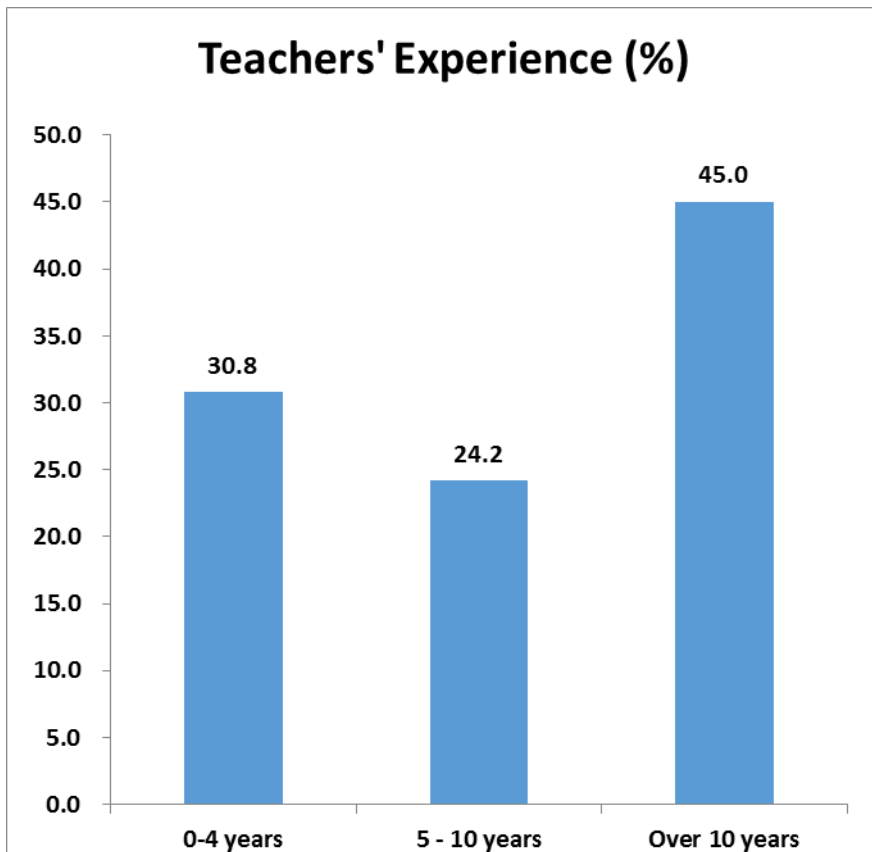


Our Teachers

Teachers' Qualification

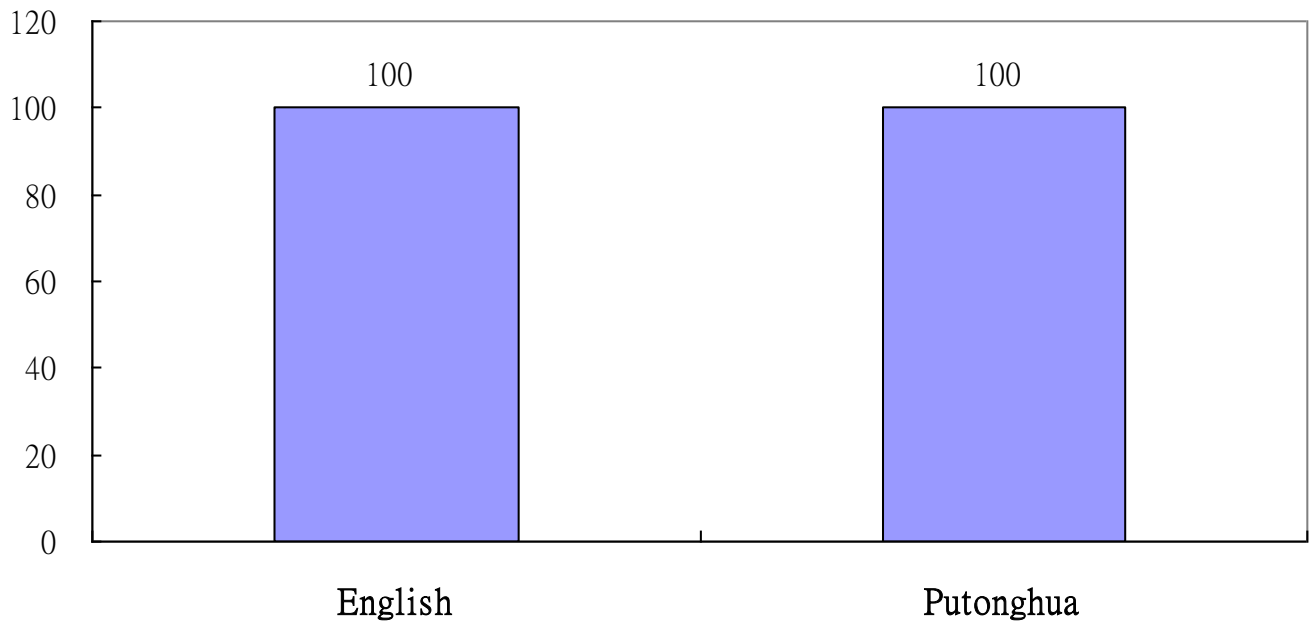


Teachers' Experience

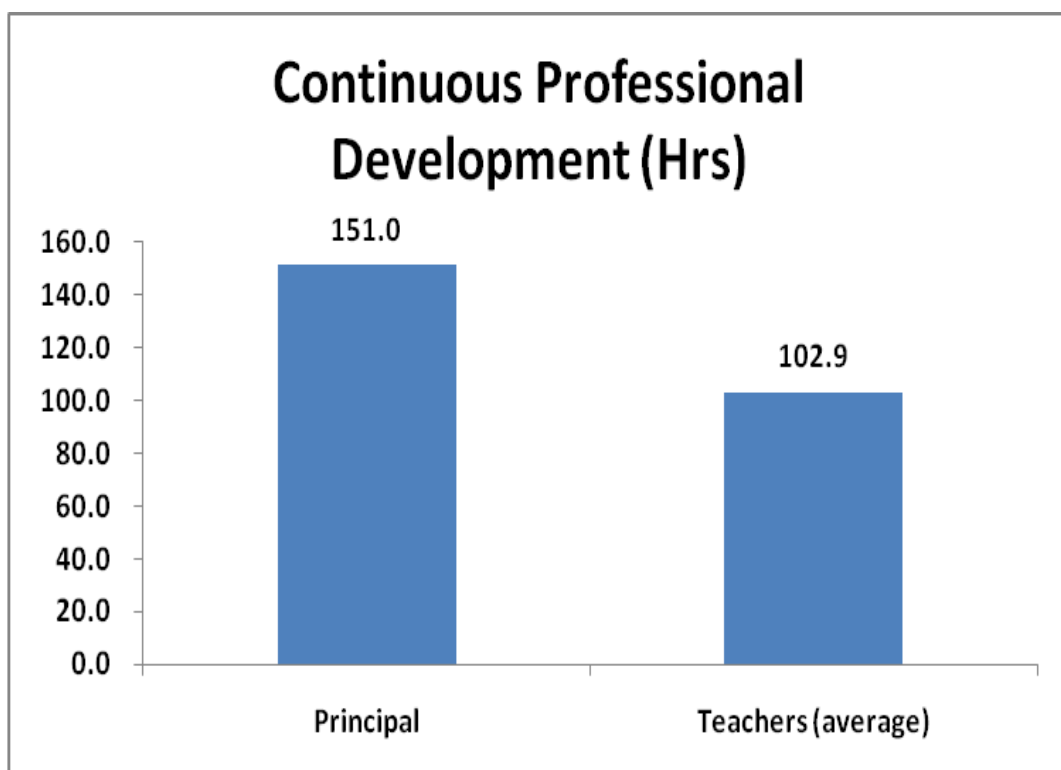


Language Proficiency Requirement

Teachers Meeting Language Proficiency Requirement (%)



Continuous Professional Development



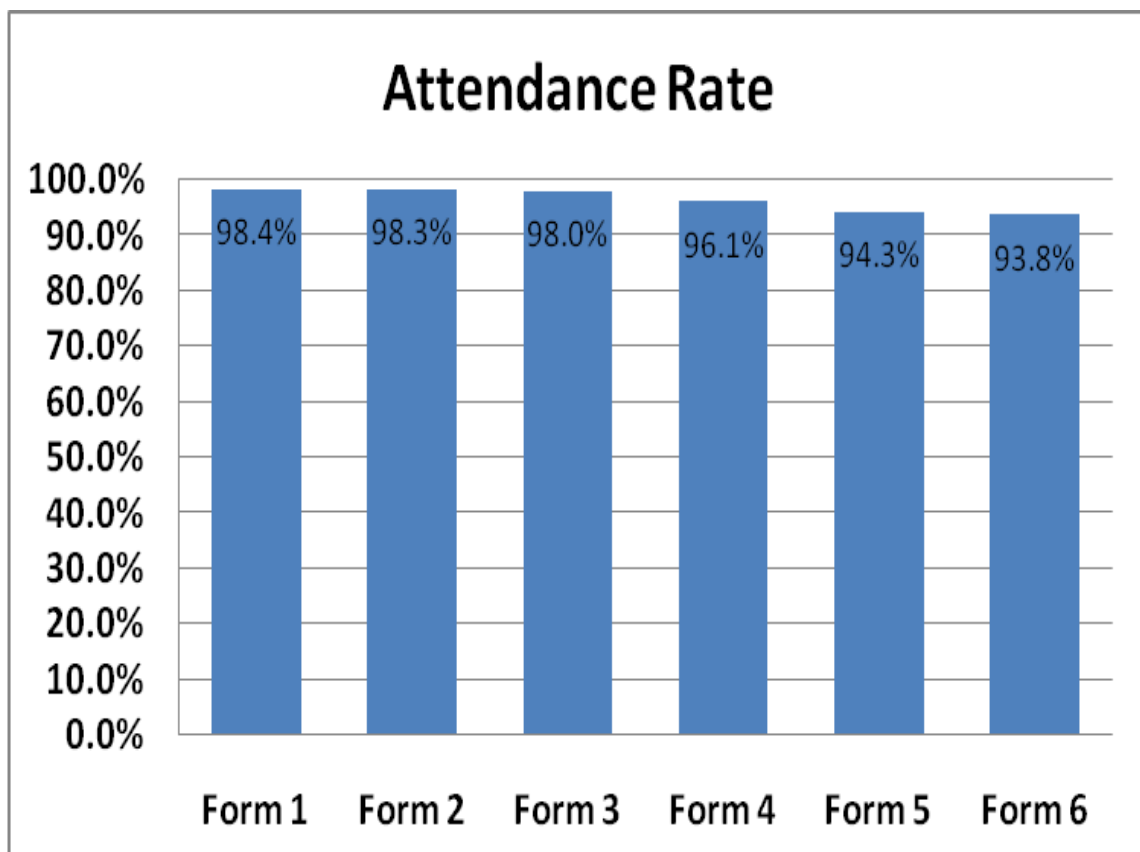
Our Students

Enrollment and Class Structure

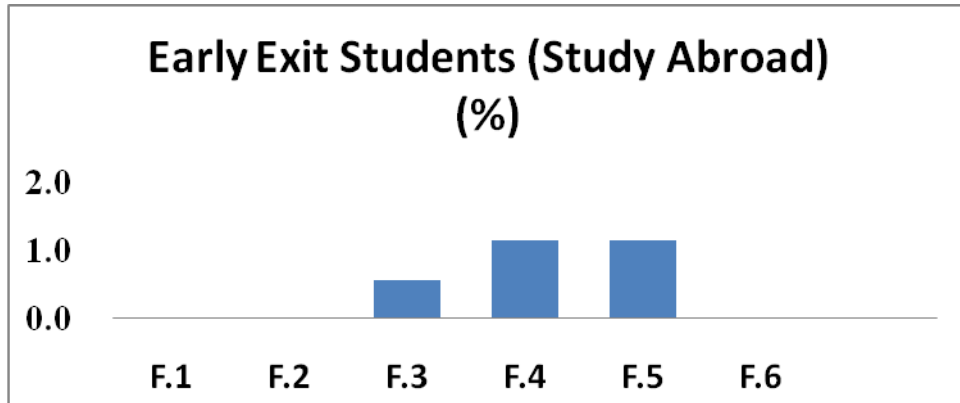
There are 30 classes, with 1051 students enrolled. Class structure is as follows:

Level	S1	S2	S3	S4	S5	S6	Total
No. of Classes	5	5	5	5	5	5	30
Total Enrollment	180	181	181	176	176	157	1051

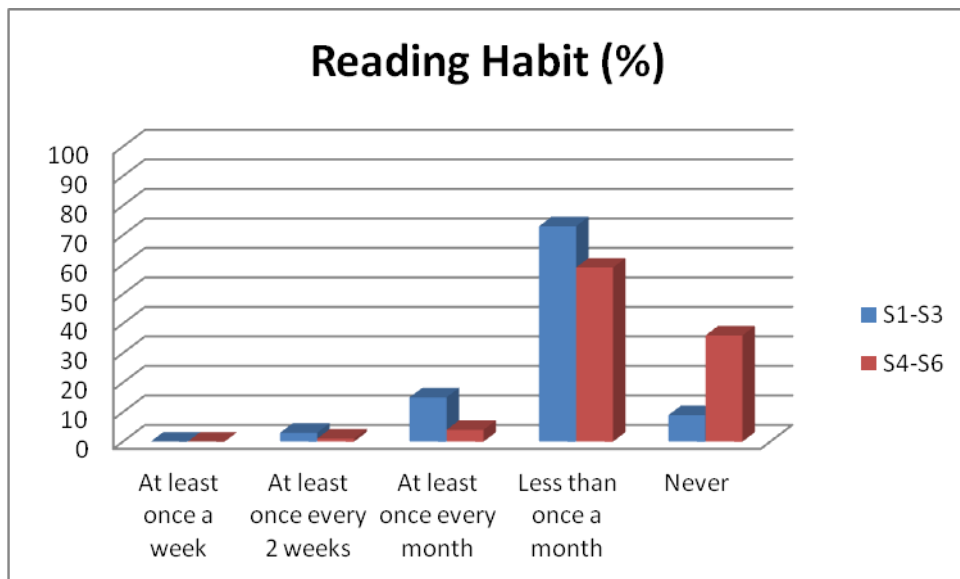
Attendance



Early Exit Students



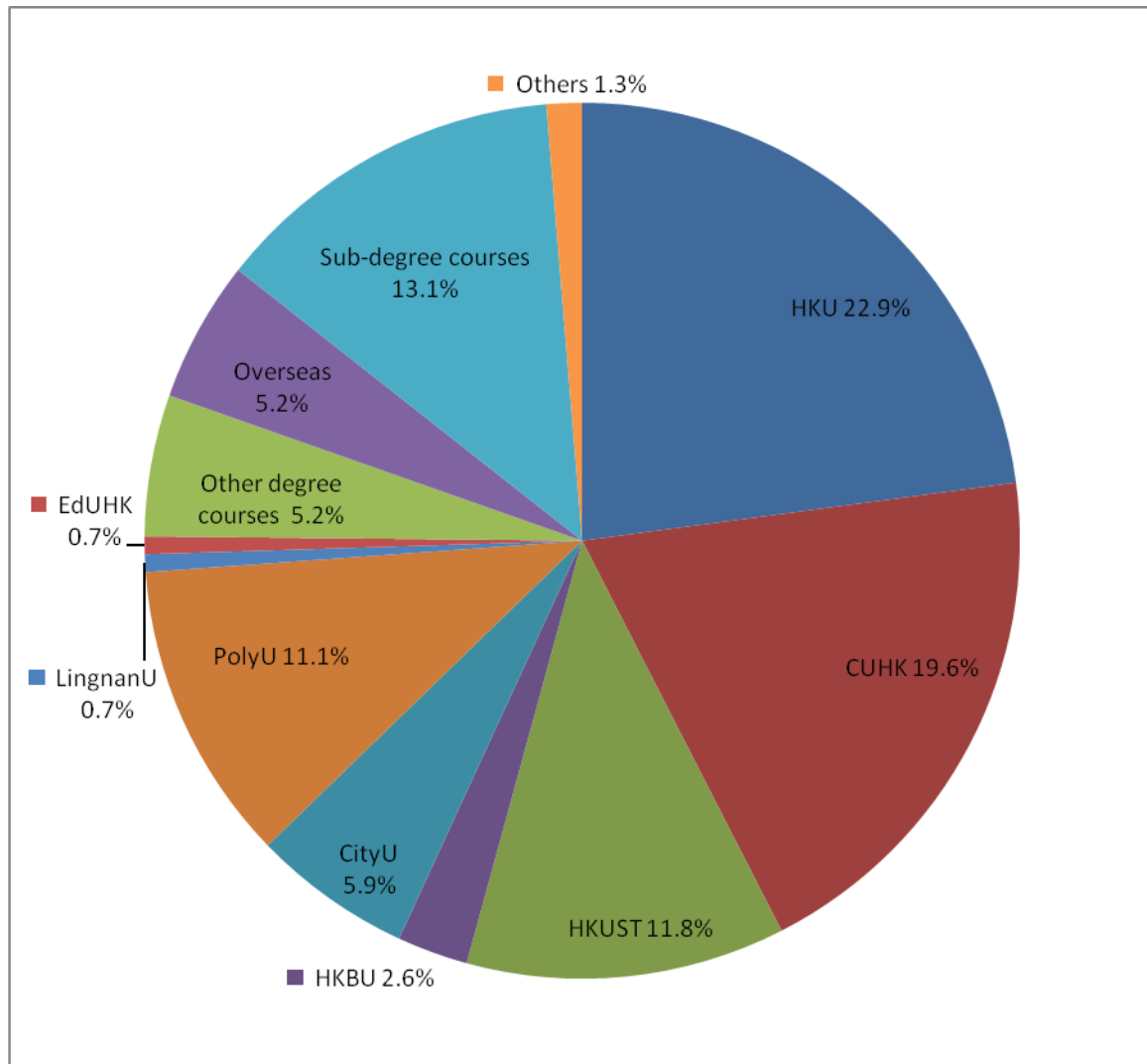
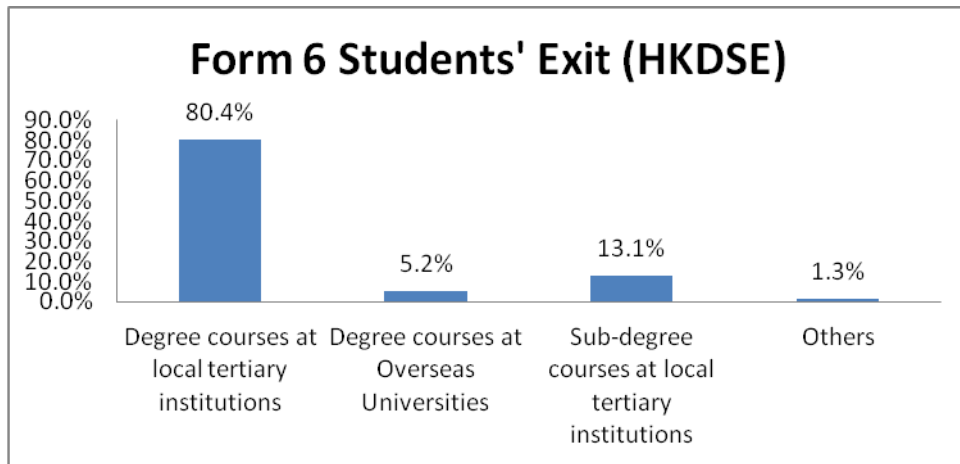
Students' Reading Habit



- The above data reflects the circulation record of library resources.
- Students also make use of resources via internet services and public libraries.

Performance of Students

F6 Graduates



Donations Received

Scholarship from Lobo Law Foundation Ltd.	\$150,000.00
Donation to Basketball Team	\$6,000.00
馬拉松籃球賽冠軍獎金	\$2,500.00

Report on the Use of Capacity Enhancement Grant 2015 / 2016

Grant received from EDB: **\$673,100.00**

Expenditures:

- One assistant teacher and a teaching assistant were employed to help organize remedial classes in English, and to support administrative duties of the Chinese Department.
- Teachers are released from some of their original duties to help organize more supporting programmes for the students.
- University students were recruited to help organize oral and writing skills training classes for students preparing for public examinations.
- Student helpers were recruited to help post-examination data-entry work.

Assistant teacher:	\$235,043.55
Teaching assistant:	\$294,157.50
Oral & Writing Training Classes:	\$ 21,710.00
Student helpers:	\$ 16,435.00

Total Expenditure: **\$567,346.05**

Surplus carried forward to 2016 /2017: **\$ 105,753.95**

Report on the Use of School-based After-school Learning and Support Grant 2015/ 2016

Grant received from the Government: \$66,600

Type of activity	Actual no. of Participating target students*			Average attendance rate	Period/Date activity held	Actual expenses (\$)	Method(s) of evaluation (e.g. test, questionnaires, etc)	Name of partner/ service provider (if applicable)	Remarks if any (e.g. students' learning and affective outcome)
	A	B	C						
Sports Training	4	10	6	100%	Sept 2015 to Aug 2016	\$63,400.00	Teachers' Report	N.A.	Students' skills and confidence have improved
Language Training Course	0	0	1	100%	Sept. 2015 to July 2016	\$2,000.00	Assessment results and Teacher's Report	HKU	Students' confidence in using the language has improved
Music Training	0	0	1	100%	29 Dec. 2014 to 31 Dec 2014	\$650.00	Teachers' Report	N.A.	Student's confidence and skill in playing respective instrument have improved
Personal Growth Trainings through co-curricular activities	0	2	1	100%	December	\$495.00	Teachers' Observation	N.A.	Students were able to grow more holistically through taking part in the activities
Total no. of activities	7								
	4	12	9						
Total no. of participants	25				Total Expenses	66,545.00			

** Students in receipt of CSSA (A), SFAA Full-Fee Remission (B), SFAA Half-Fee Remission / School Discretionary consideration (C)