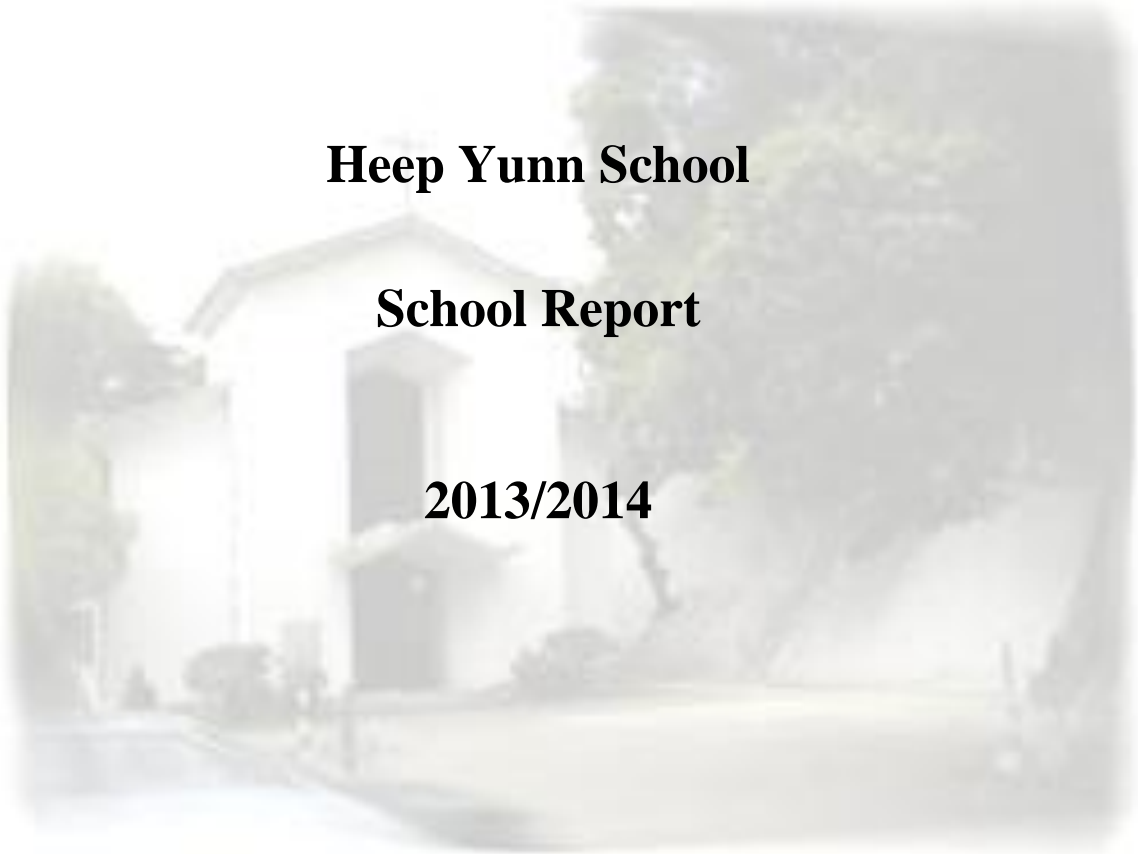




Heep Yunn School

School Report

2013/2014



School Vision & Mission

It is the mission of the school to provide our students with a Christian education that develops the whole person in the following areas: moral, intellectual, physical, social, aesthetic and spiritual; to instill in our girls a spirit of public service, and to build a firm foundation in both Chinese and English.

Our School

History of Heep Yunn School

Heep Yunn School is a Sheng Kung Hui grant-in-aid school for girls. It was established when two schools founded by the Church Missionary Society - the Fairlea School (1886) and Victoria Home and Orphanage (1887) were merged in 1936 at the present site in Farm Road. This accounts for the name “Heep Yunn”- meaning the union of the two schools through the grace of God.

School Management Committee

The Right Rev. Louis Tsui (Chairman, September 2013 – December 2013)

The Most Rev. Dr. Paul Kwong (Chairman, January 2014 – August 2014)

The Very Rev. Dr. H. C. Chan (School Supervisor)

Mr. Iain Bruce (Hon. Treasurer)

Mr. C. H. Lee (Headmaster and Hon. Secretary)

Mr. Roland Chow

Dr. C.Y. Cheng

Mrs. Yvonne Ip

Mrs. Betty Cheng

Mr. Michael Leung

Miss Fion Lee

Mrs. Linda Fung

Dr. Chan Ho Yin, Edwin

Dr. Arnold Cheng

Mr. Herman Tsoi

Dr. Yuen Hoi Kau, Allan

Ms Dawn Leong

Dr. K. C. Wong

Mr. Tang Man Wai

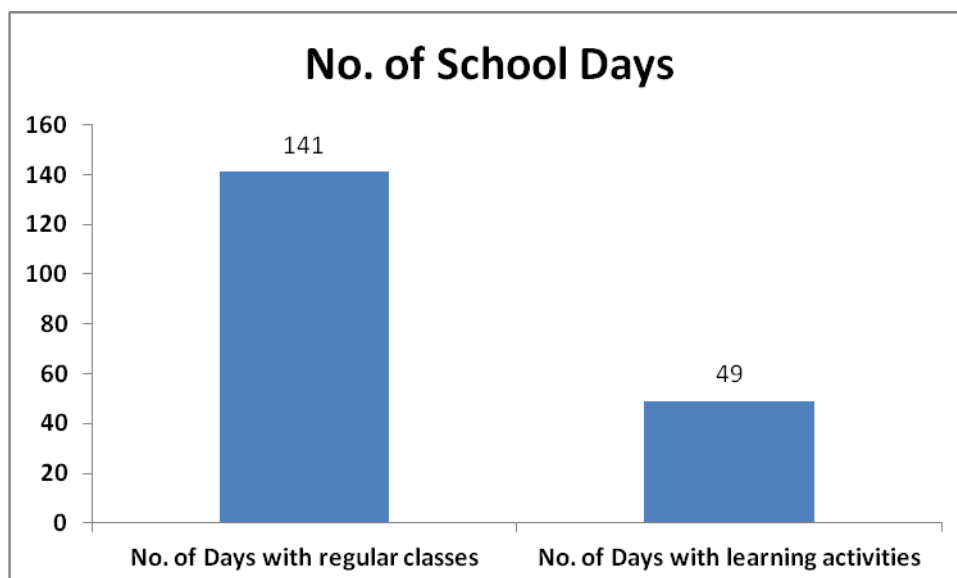
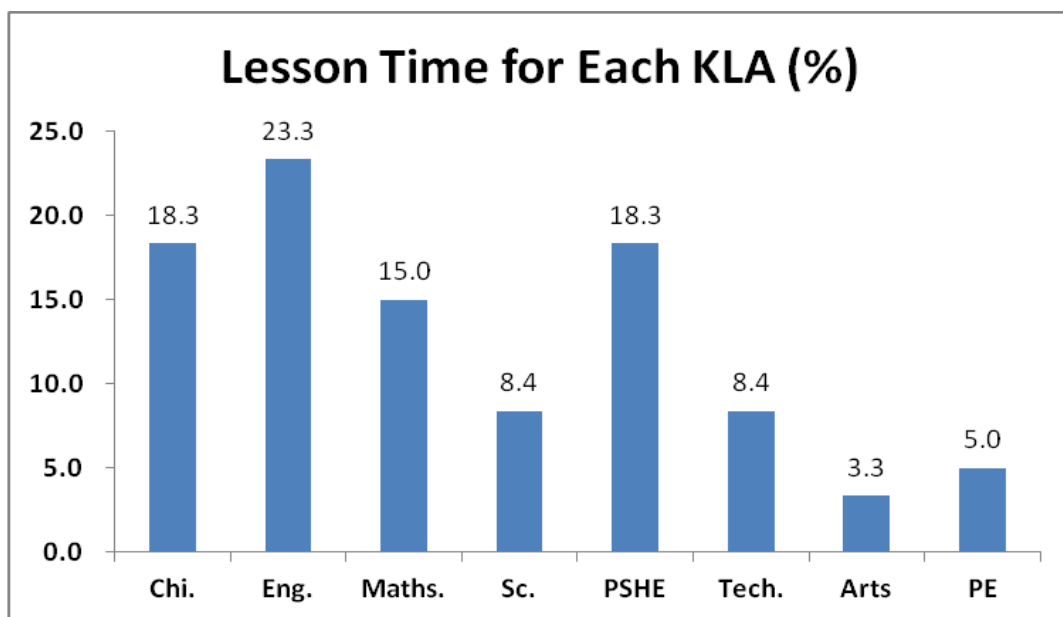
Ms Psyche Luk

The School Campus

The school is located on an 11,000 sq. m. campus consisting of six building blocks: the Main Building (1936), the Chapel (1957), the Extension Building (1964), the Library (1966), the Jubilee Building (1986) and the Multi-Purpose Building (2005). Outdoor facilities include a 25-meters swimming pool, two tennis courts and two basketball courts (all multi-purpose), a rest garden, a parking area and a lawn. Other facilities include the School Hall, the Dining Room, Student activity centre, Multi-purpose Room, Drama Laboratory, 31 classrooms, 19 special rooms, and a 3-storey high sports centre.

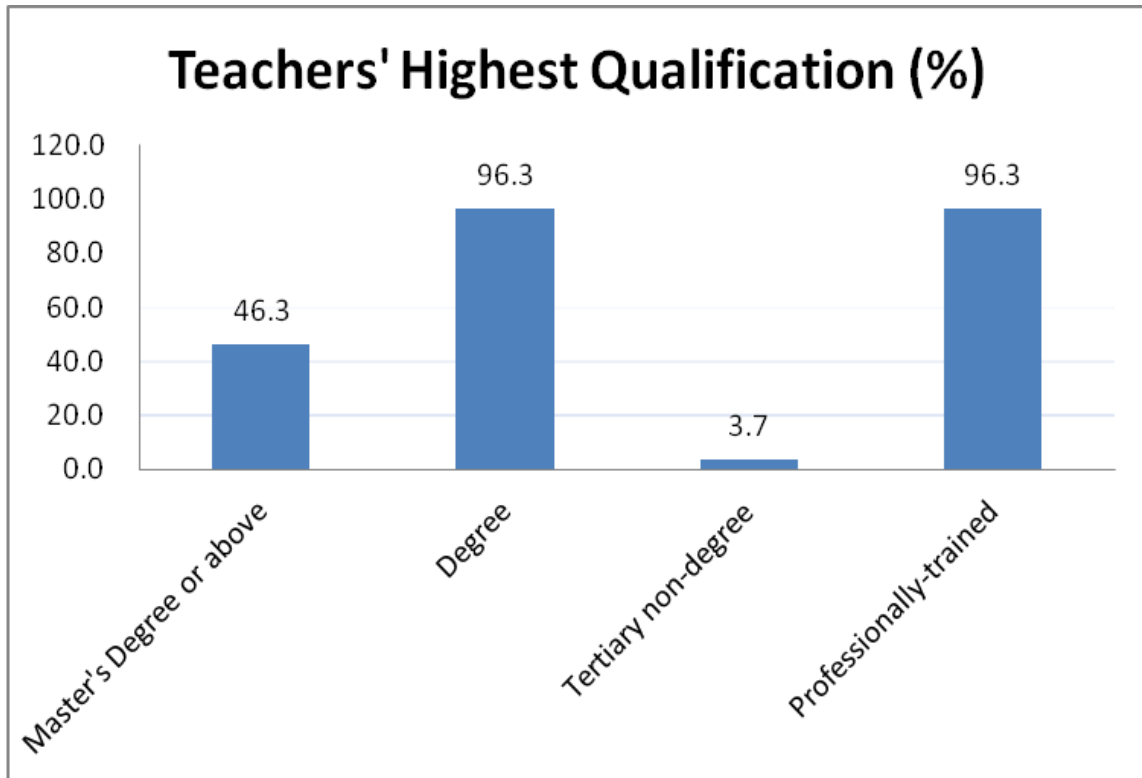
Teaching and Learning

Lesson time for the 8 Key Learning Areas and Number of Active School Days

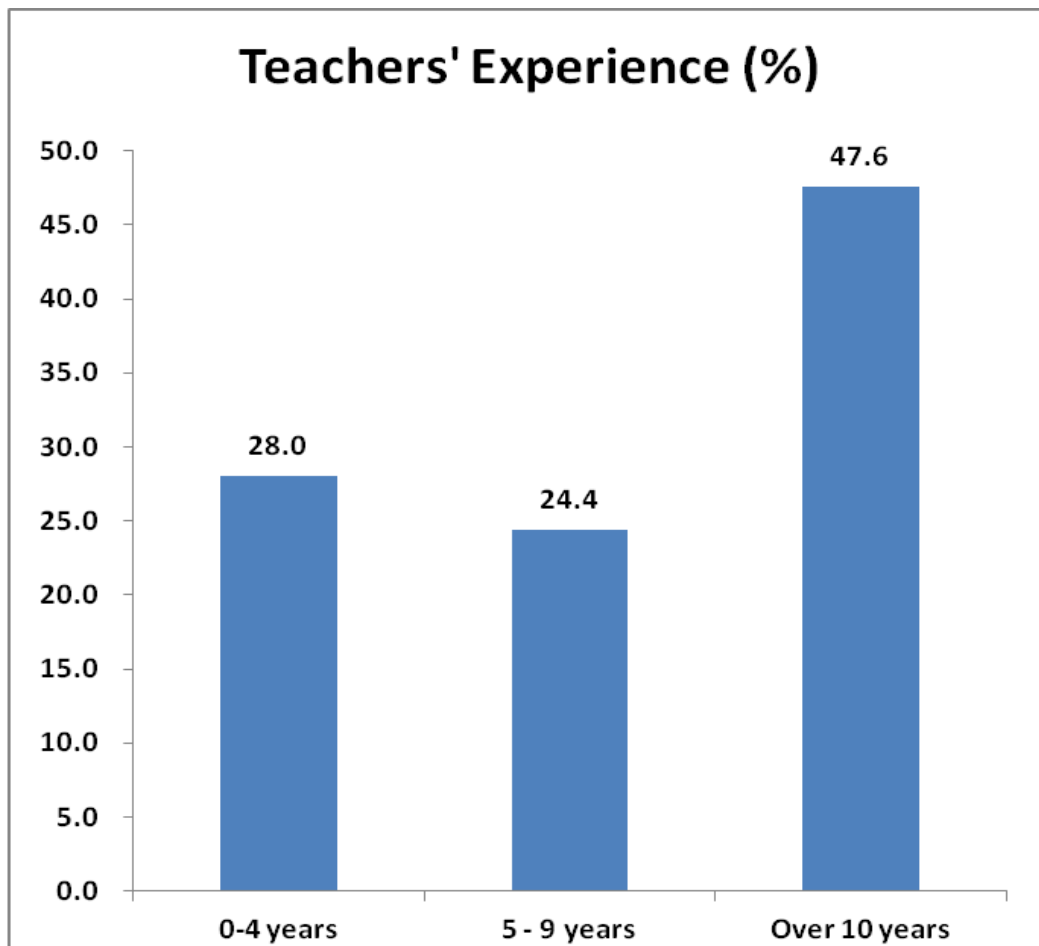


Our Teachers

Teachers' Qualification

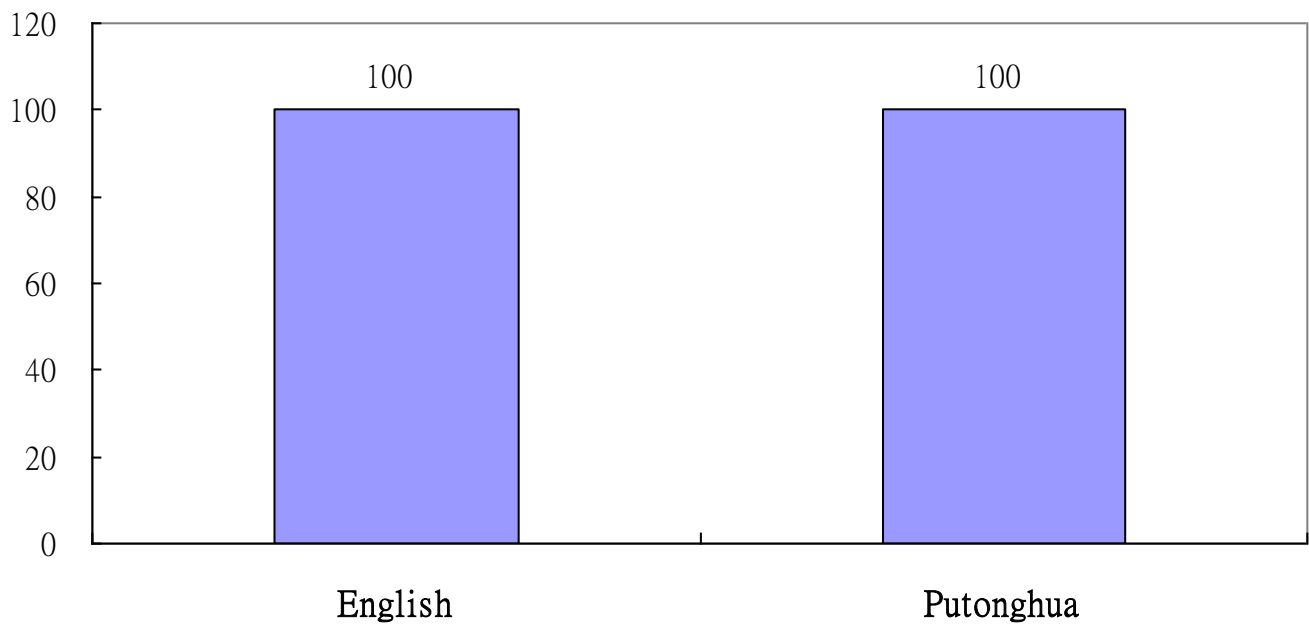


Teachers' Experience

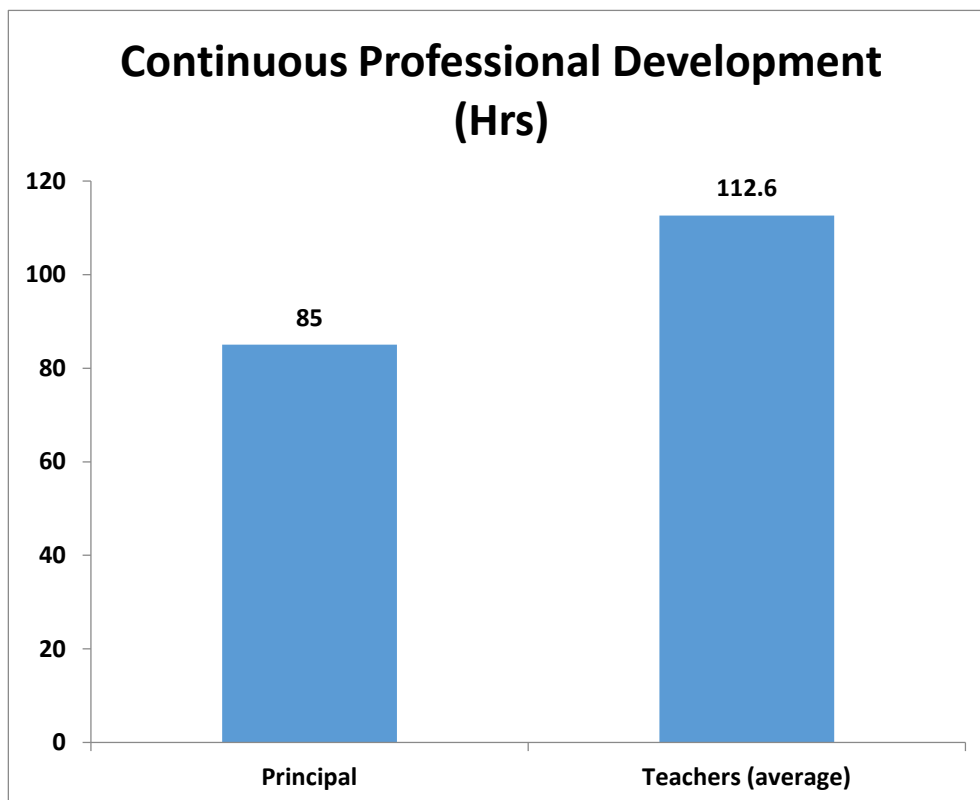


Language Proficiency Requirement

Teachers Meeting Language Proficiency Requirement (%)



Continuous Professional Development



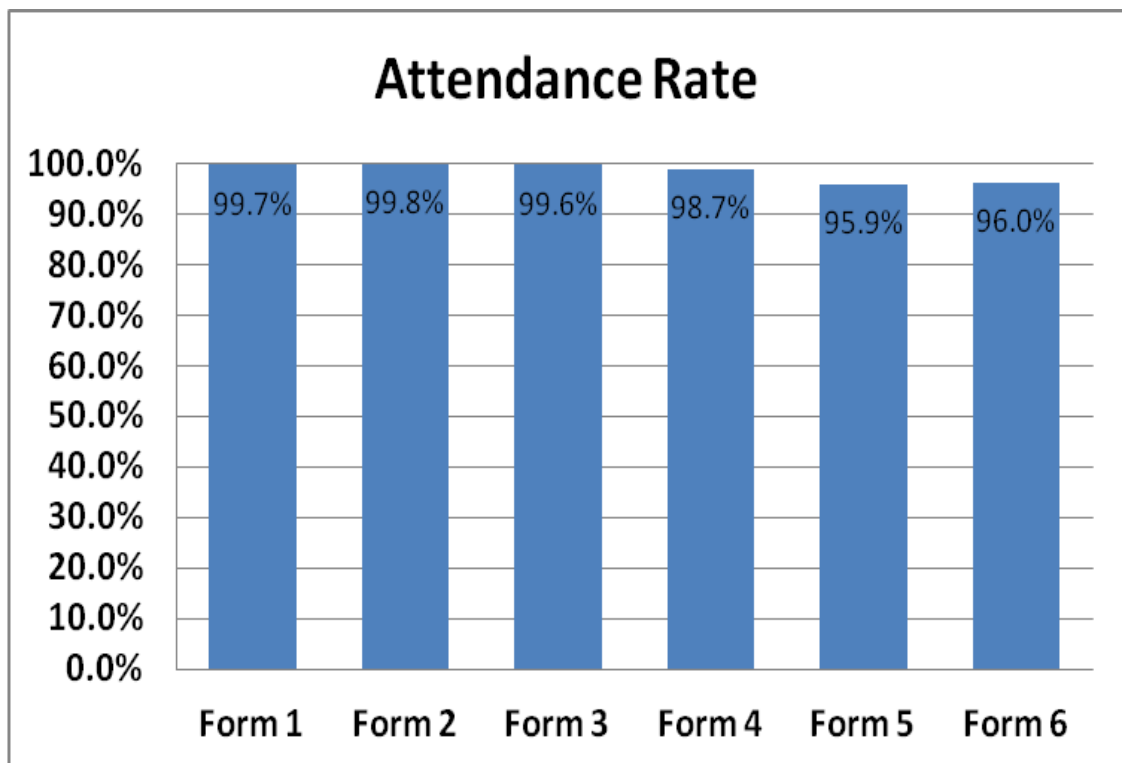
Our Students

Enrollment and Class Structure

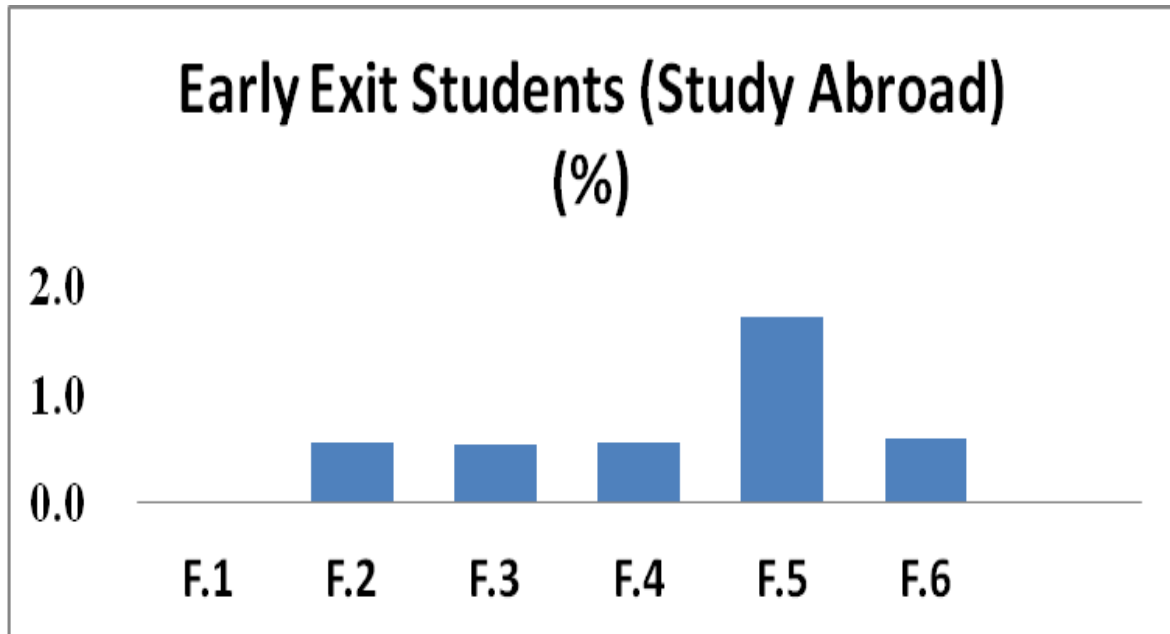
There are 30 classes, with 1069 students enrolled. Class structure is as follows:

Level	S1	S2	S3	S4	S5	S6	Total
No. of Classes	5	5	5	5	5	5	30
Total Enrollment	180	180	186	177	175	171	1069

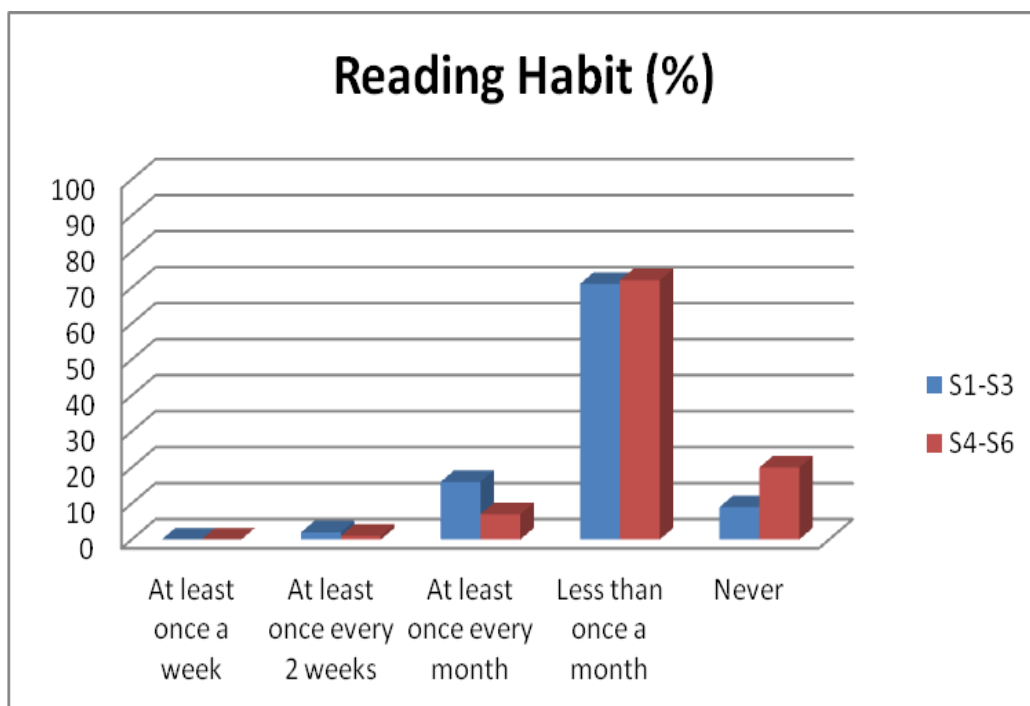
Attendance



Early Exit Students



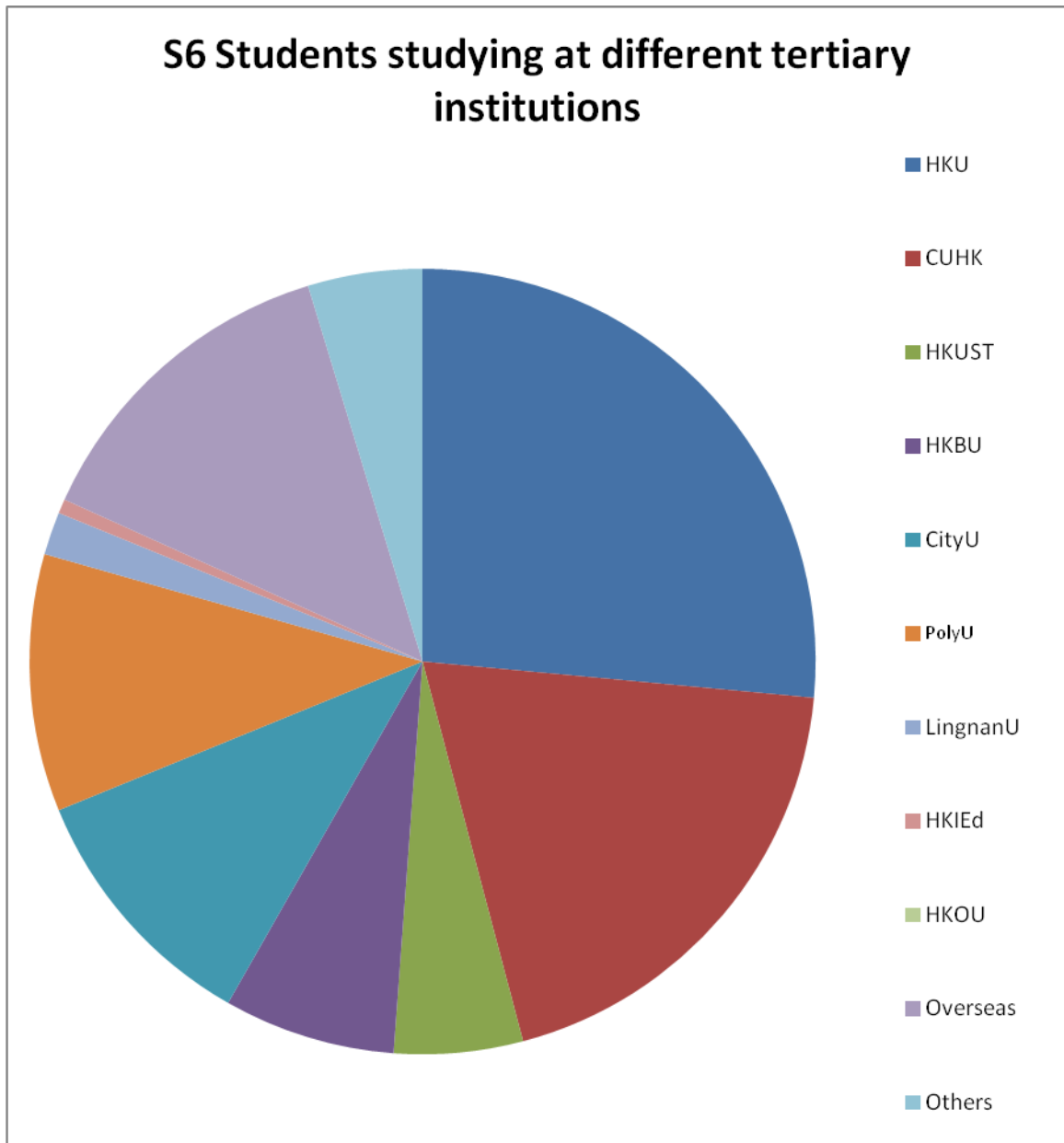
Students' Reading Habit



- The above data reflects the the frequency of borrowing books from the school library by the students.
- Students also make use of resources via internet services and public libraries.

Performance of Students

F6 Graduates



Specific Grants from EDB

Report on the Use of Capacity Enhancement Grant 2013 / 2014

Grant received from EDB: 2013 / 14 : \$586,881.00
b/f from 2012 / 13 :- \$ 31,894.50 Total: \$554,986.50

Expenditures:

- One additional teacher and a teaching assistant were employed to help organize remedial classes in English, and to support administrative duties of the Chinese Department.
- Teachers are released from some of their original duties to help organize more supporting programmes for the students.
- University students were recruited to help organize oral skills training classes for students preparing for public examinations.
- Student helpers were recruited to help post-examination data-entry work.

Additional teacher: \$340,011.00
Teaching assistant: \$233,541.00
Oral training classes: \$ 13,500.00
Student helpers (graduates): \$ 24,300.00

Total Expenditure: \$611,352.00

Deficit covered by School Fees: \$ 56,365.50

Report on the Use of School-based After-school Learning and Support Grant 2013 / 2014

Name / type of activity	Actual no. of Participating target students*			Average attendance rate	Period/Date activity held	Actual expenses (\$)	Method(s) of evaluation (e.g. test, questionnaires, etc)	Name of partner/ service provider (if applicable)	Remarks if any (e.g. students' learning and affective outcome)
	A	B	C						
Sports Training	1	2	1	100%	Sept 2013 to July 2014	4,771.00	Teachers' Report	N.A.	Students' skills and confidence have improved
Language Training Course	1	2	0	100%	Sept. 2013 to July 2014	6,000.00	Assessment results and Teacher's Report	HKU	Students' confidence in using the language is improved
Girl Guide Training	0	0	3	100%	Sept. 2013 to July 2014	1,520	Assessment results and Teacher's Report	Hong Kong Girl Guides Association	Student's confidence and skills have improved
Leadership training camp	0	0	1	100%	Feb 2014 To April 2014	3,000.00	Teachers' Report	N.A.	Students show improvement in self confidence

Leadership training camp	2	1	4	100%	June 2014	16,000.00	Teachers' Report	N.A.	Student's leadership skills and confidence have improved
Total no. of activities	5								
	4	5	9						
Total no. of participants	18				Total Expenses	31,291.00			

** Students in receipt of CSSA (A), SFAA Full-Fee Remission (B), SFAA Half-Fee Remission / School Discretionary consideration (C)

HEEP YUNN SCHOOL
FINANCIAL SUMMARY
FOR SCHOOL YEAR 2012-13

(This financial summary is prepared based on the requirements and template as stipulated in EDB circular No. 17/2012)

	Government Funds	Non-Government Funds
INCOME (in terms of percentages of the annual overall income)		
DSS Subsidy (including government grants not subsumed in the DSS unit rate payable to schools)	86.5%	N.A.
School Fees	N.A.	8.7%
Donations	N.A.	N.A.
Other Income	N.A.	4.7%
Total	86.5%	13.5%
EXPENDITURE (in terms of percentages of the annual overall expenditure)		
Staff Remuneration	87.5%	
Operating Expenses (including those for Learning and Teaching)	9.1%	
Fee Remission / Scholarship	2.8%	
Repairs and Maintenance	0.5%	
Depreciation	0.1%	
Total	100.0%	
Surplus for the School Year [#]	0.2 months of the annual expenditure	
Accumulated Surplus / Deficit in the Operating Reserve as at the End of the School Year [#]	0.8 months of the annual expenditure	
[#] in terms of equivalent months of annual overall expenditure		

The school has set aside sufficient provision for the fee remission / scholarship scheme according to Education Bureau's requirements.

School Fee Remission / Scholarship Reserve

	2012/13
	Non-Government funds
Balance as at 1 September 2012	0.00
Add : Provision for the year (30% of school fee income)	1,620,000.00
Less : Payment for the year / period	(1,292,900.00)
	327,100.00
Less: Scholarship granted for 2012-13 F.1 students in 2013-14	(195,000.00)
Remaining balances for fee remission / scholarship (2.4% of school fee income)	132,100.00