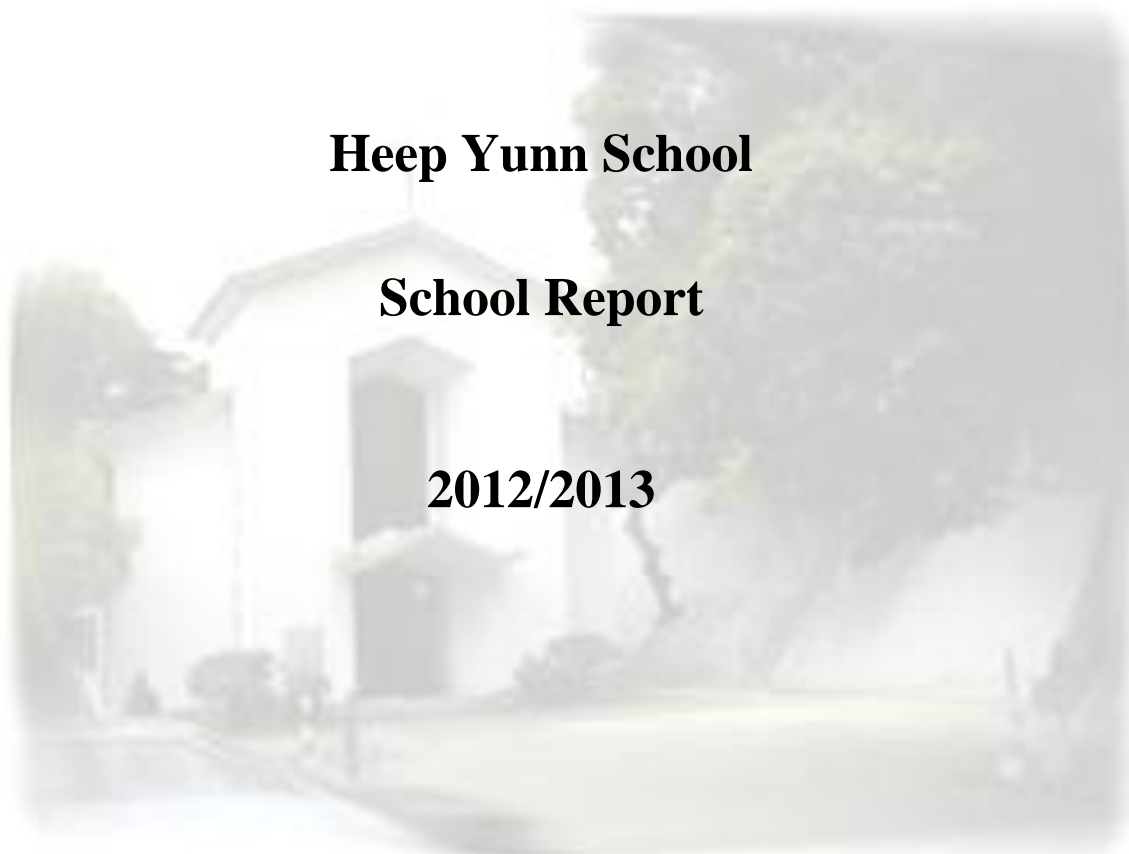




Heep Yunn School

School Report

2012/2013



School Vision & Mission

It is the mission of the school to provide our students with a Christian education that develops the whole person in the following areas: moral, intellectual, physical, social, aesthetic and spiritual; to instill in our girls a spirit of public service, and to build a firm foundation in both Chinese and English.

Our School

History of Heep Yunn School

Heep Yunn School is a Sheng Kung Hui grant-in-aid school for girls. It was established when two schools founded by the Church Missionary Society - the Fairlea School (1886) and Victoria Home and Orphanage (1887) were merged in 1936 at the present site in Farm Road. This accounts for the name “Heep Yunn”- meaning the union of the two schools through the grace of God.

School Management Committee

The Right Rev. Louis Tsui (Chairman)

The Very Rev. Dr. H. C. Chan (School Supervisor)

Mr. Iain Bruce (Hon. Treasurer)

Mr. C. H. Lee (Headmaster and Hon. Secretary)

Mr. Roland Chow

Dr. C.Y. Cheng

Mrs. Yvonne Ip

Mrs. Betty Cheng

Mr. Michael Leung

Miss Fion Lee

Mrs. Linda Fung

Dr. Chan Ho Yin, Edwin

Dr. Arnold Cheng

Mr. Herman Tsoi

Dr. Yuen Hoi Kau, Allan

Ms Dawn Leong

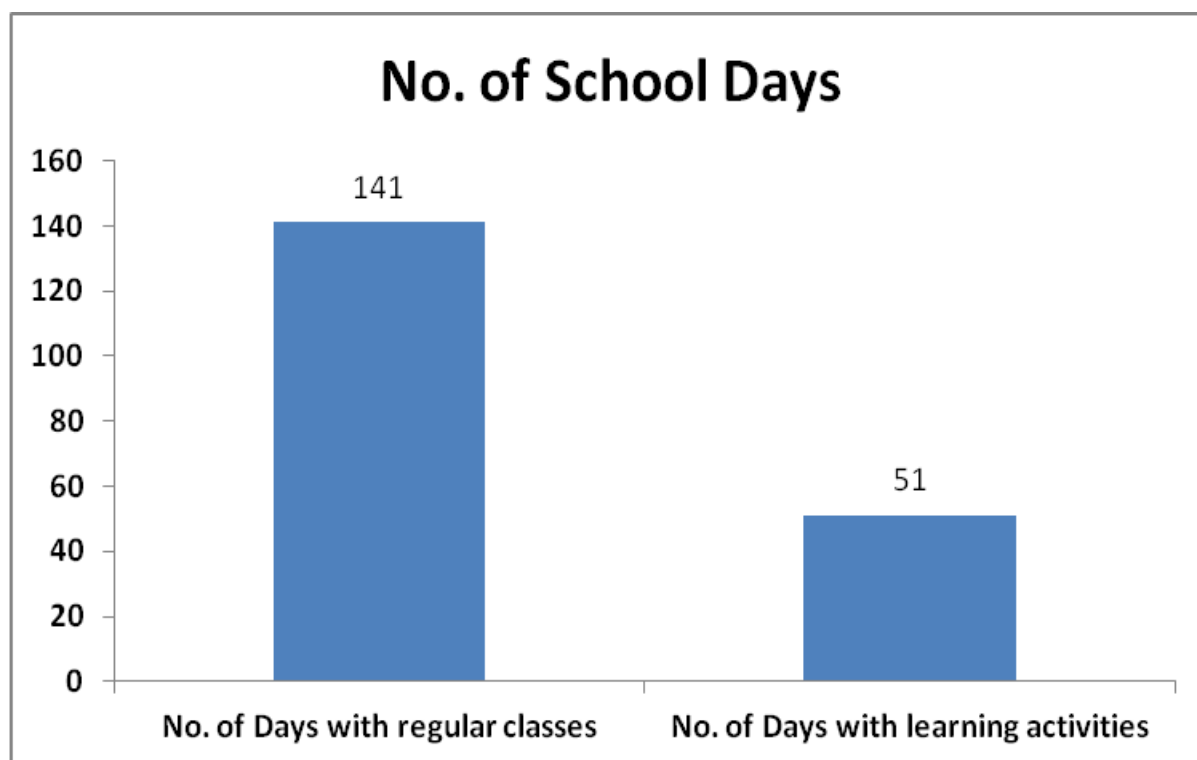
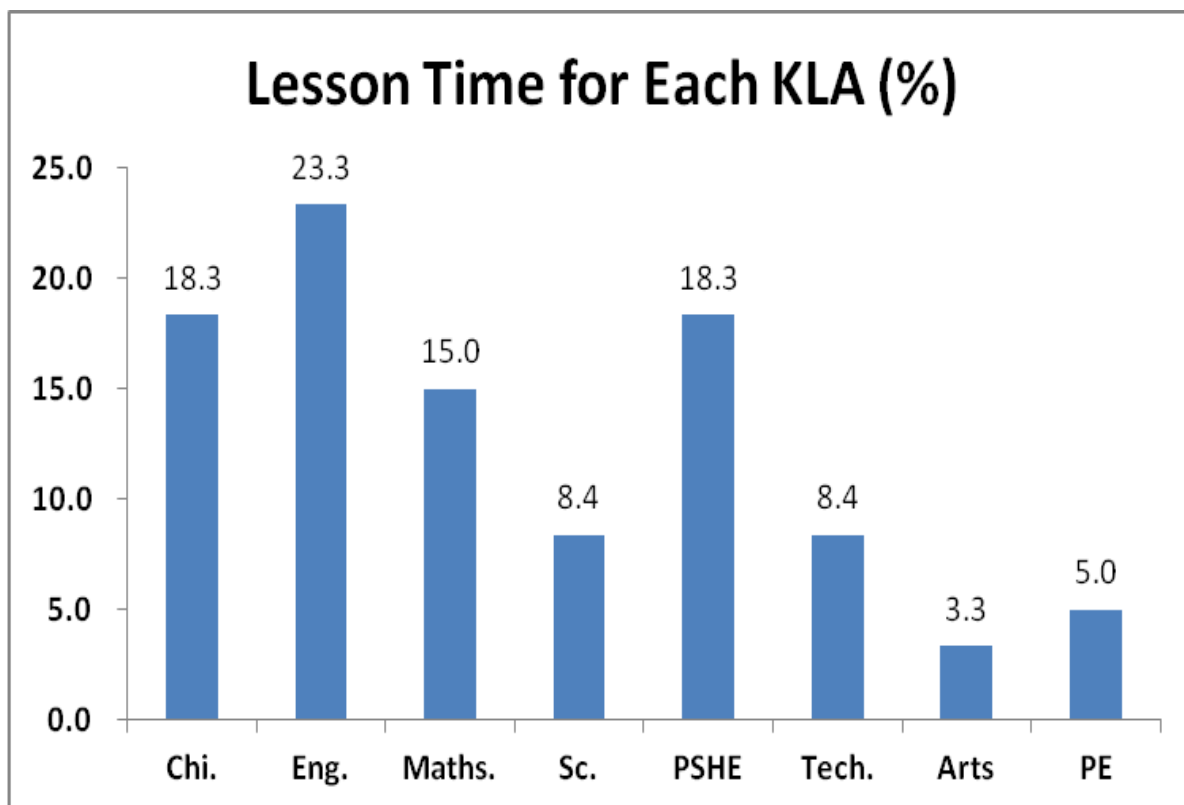
Mr. Tang Man Wai

The School Campus

The school is located on an 11,000 sq. m. campus consisting of six building blocks: the Main Building (1936), the Chapel of St. Clare of Assisi (1957), the Extension Building (1964), the Library (1966), the Jubilee Building (1986) and the Multi-Purpose Building (2005). Outdoor facilities include a 25-meter swimming pool, two multi-purpose games courts, a rest garden, a parking area and a lawn. Other facilities include the School Hall, the Dining Room, the Student Activity Centre, 19 special rooms including the Multi-purpose Room, the Drama Laboratory and the Lecture Theatre, 32 classrooms, and a 3-storey high Sports Centre.

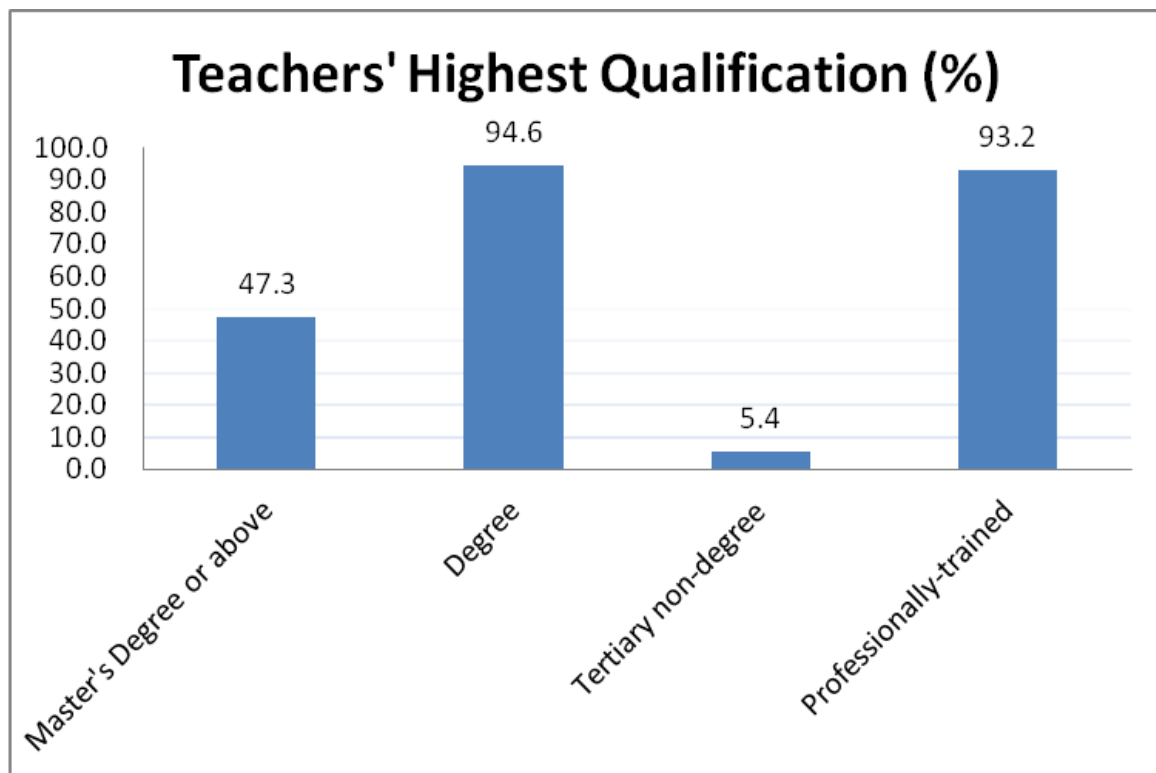
Teaching and Learning

Lesson time for the 8 Key Learning Areas and Number of Active School Days

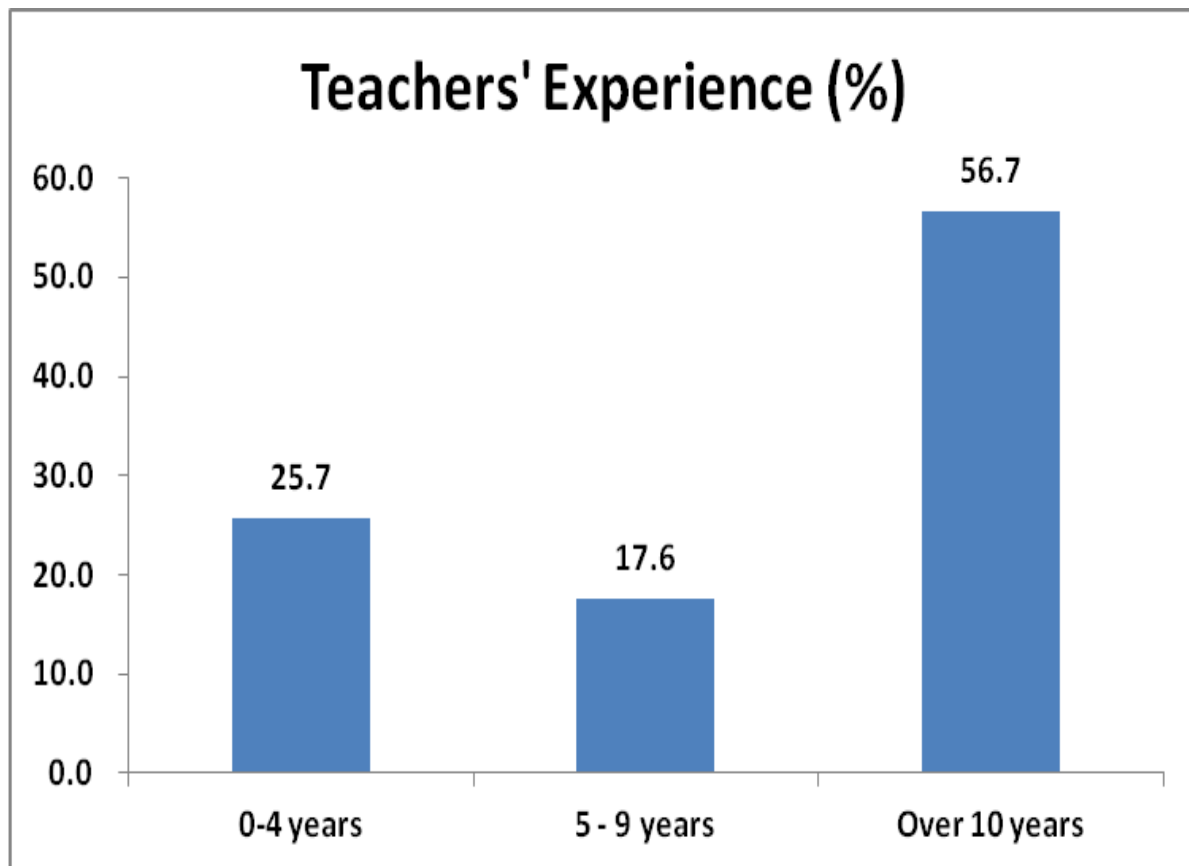


Our Teachers

Teachers' Qualification

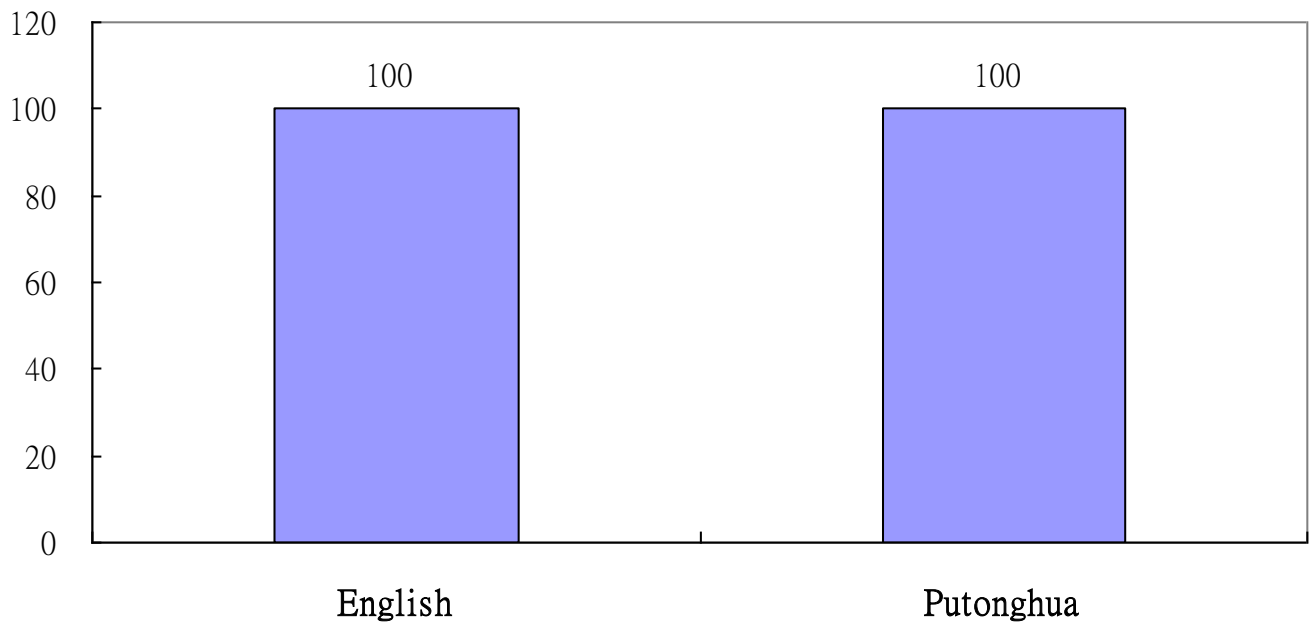


Teachers' Experience

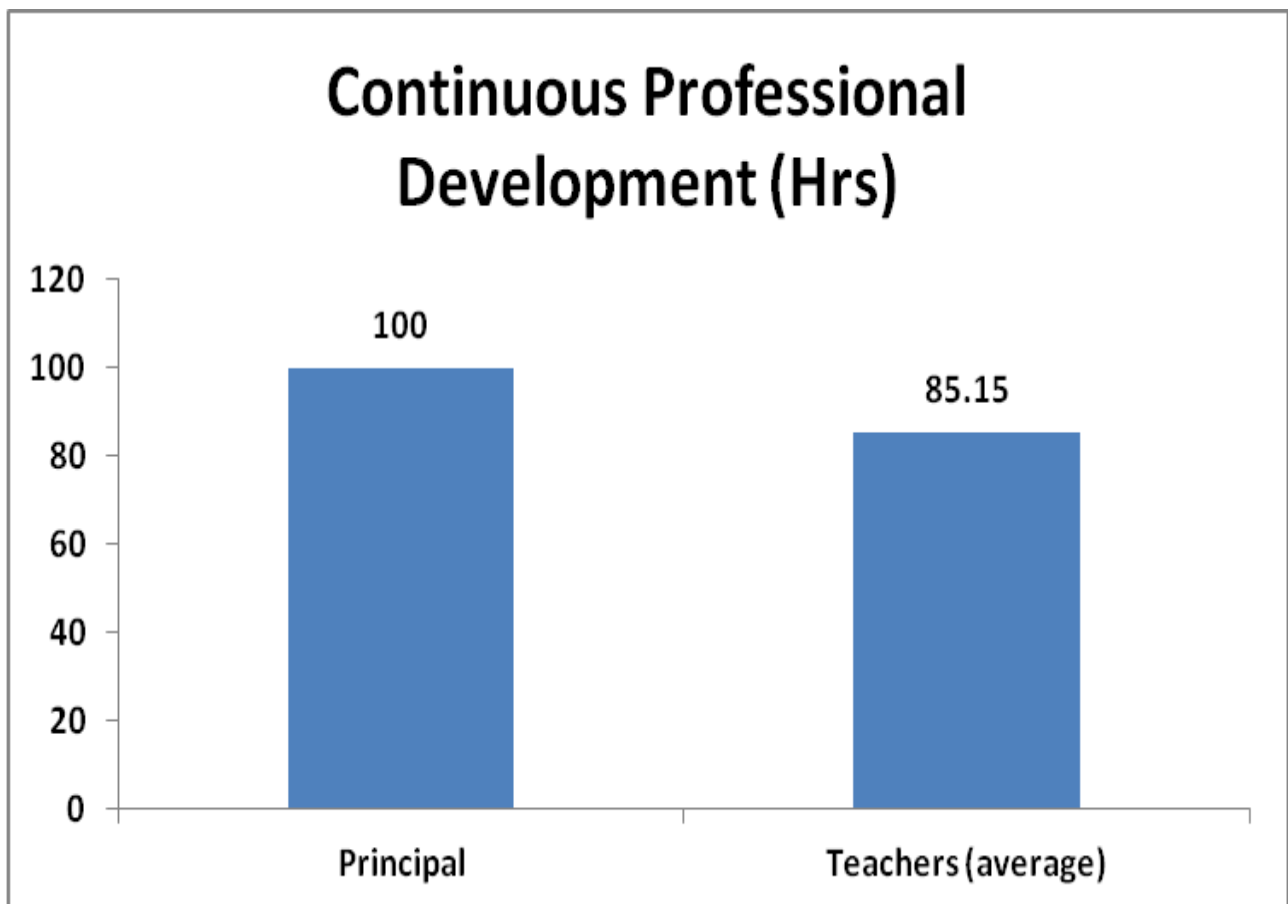


Language Proficiency Requirement

Teachers Meeting Language Proficiency Requirement (%)



Continuous Professional Development



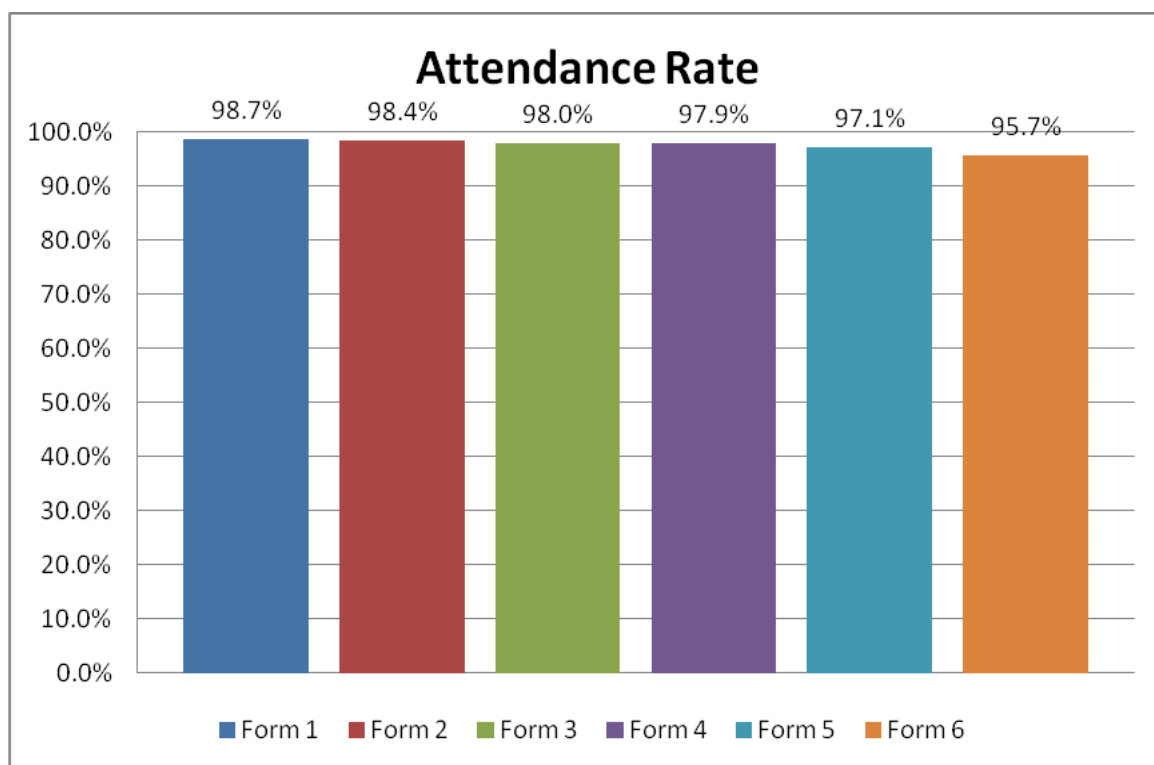
Our Students

Enrollment and Class Structure

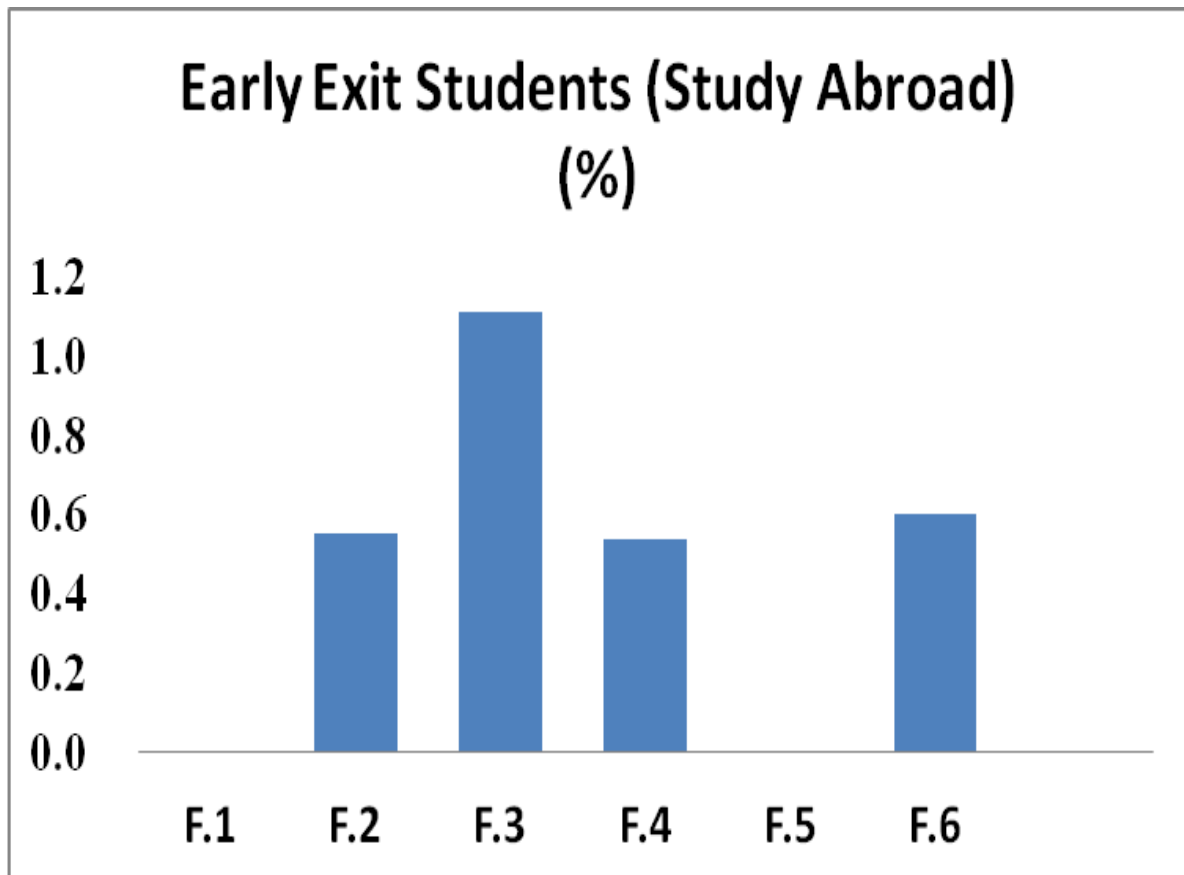
There are 30 classes, with 1079 students enrolled. Class structure is as follows:

Level	S1	S2	S3	S4	S5	S6	Total
No. of Classes	5	5	5	5	5	5	30
Total Enrollment	180	181	180	187	184	167	1079

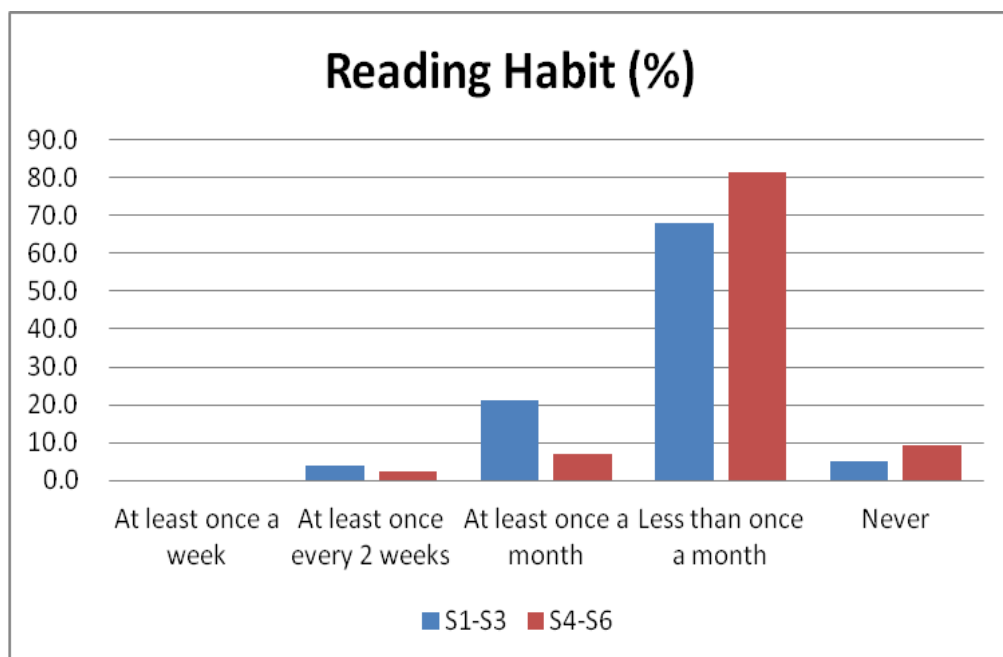
Attendance



Early Exit Students



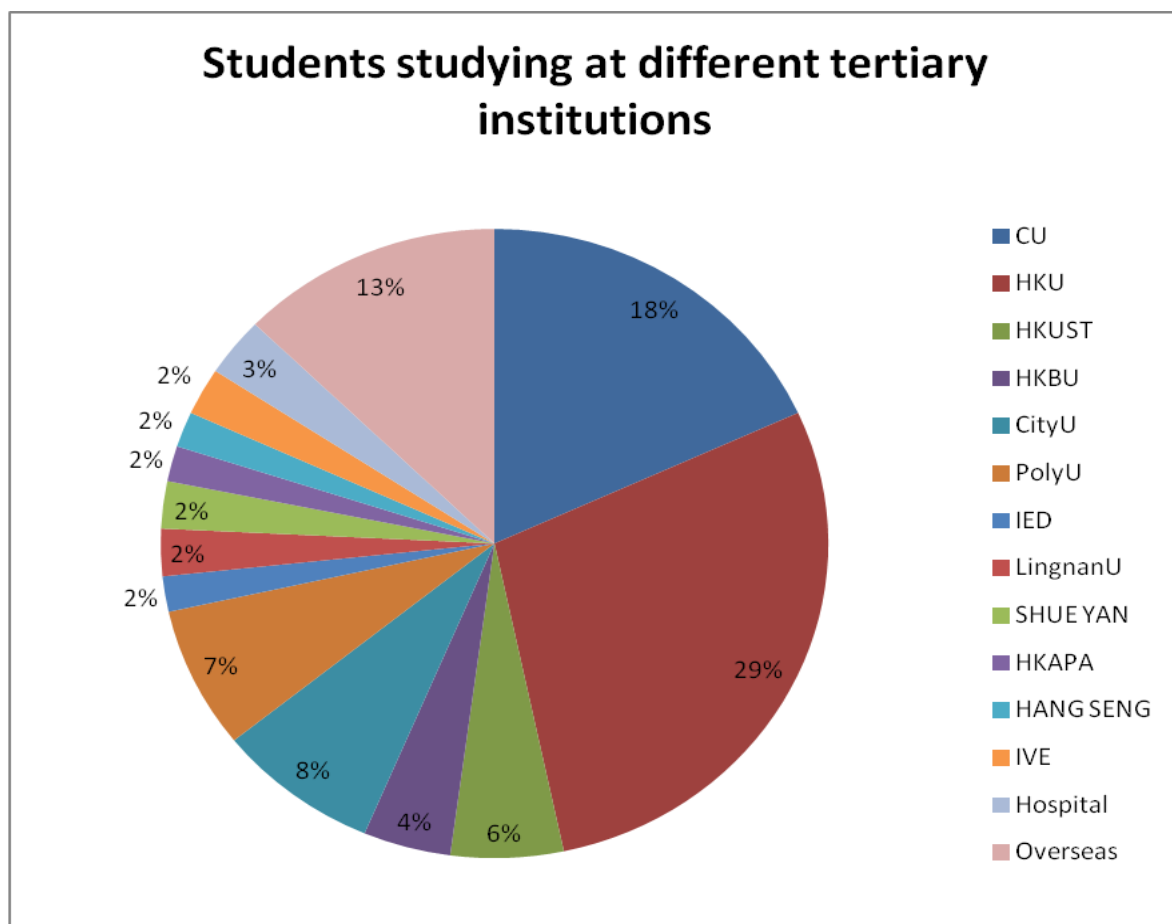
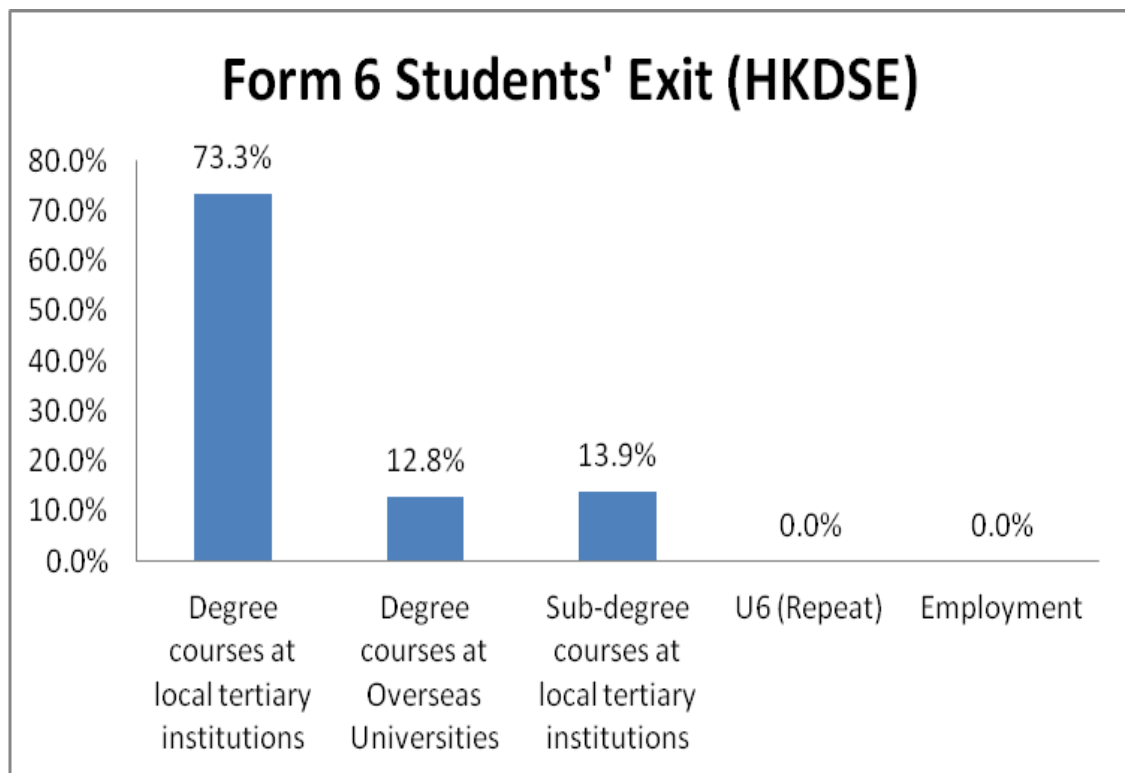
Students' Reading Habit



- The above data reflects the frequency of use of the school library by the students.
- Students also make use of resources via internet services and public libraries.

Performance of Students

F6 Graduates



Report on the Use of Capacity Enhancement Grant 2012 / 2013

Grant received from EDB: 2012 / 13 : \$542,737.00

b/f from 2011 / 12 : \$ 64,624.49

Total: \$607,361.49

Expenditures:

- One additional teacher and a teaching assistant were employed to help organize remedial classes in English, and to support administrative duties of the Chinese Department.
- Teachers are released from some of their original duties to help organize more supporting programmes for the students.
- University students were recruited to help organize oral skills training classes for students preparing for public examinations.
- Student helpers were recruited to help post-examination data-entry work.

Additional teacher: \$316,501.50

Teaching assistant: \$215,460.00

Oral training classes: \$ 22,770.00

Student helpers: \$ 19,900.00

Total Expenditure: \$574,631.50

Surplus c/f to 2013 / 14: \$ 32,729.99

Report on the Use of School-based After-school Learning and Support Grant 2012 / 2013

Name / type of activity	Actual no. of Participating target students*			Average attendance rate	Period/Date activity held	Actual expenses (\$)	Method(s) of evaluation (e.g. test, questionnaires, etc)	Name of partner/ service provider (if applicable)	Remarks if any (e.g. students' learning and affective outcome)
	A	B	C						
Sports Training	2	0	1	100%	Sept 2012 to July 2013	3,860.00	Teachers' Report	N.A.	Students' skills and confidence have improved
Language Training Course	1	1		100%	Sept 2012 to May 2013	4500.00	Assessment results and Teacher's Report	HKU	Students' confidence in using the language is improved
Music Training		1		100%	Sept. 2012 to May 2013	2,000	Assessment results and Teacher's Report	N.A.	Student's confidence and skills are improved
Debate Training Class	0	1	1	100%	Nov 2012	4,080.00	Teachers' Report	N.A.	Student's presentation skills and confidence have improved

Visit to Museums		6	8	100%	Nov 2012	1,653.00	Group Report	N.A.	Students' understanding of the Hong Kong history has improved. Students cooperative skills have improved
Leadership training camp	0	0	2	100%	April 2013	4,660.00	Teachers' Report	N.A.	Students show improvement in self confidence
Leadership training camp	0	4	6	100%	July 2013	14,000.00	Teachers' Report	N.A.	Student's leadership skills and confidence have improved
Total no. of activities	7								
	3	13	18						
Total no. of participants	34				Total Expenses	34,753.00			

** Students in receipt of CSSA (A), SFAA Full-Fee Remission (B), SFAA Half-Fee Remission / School Discretionary consideration (C)